

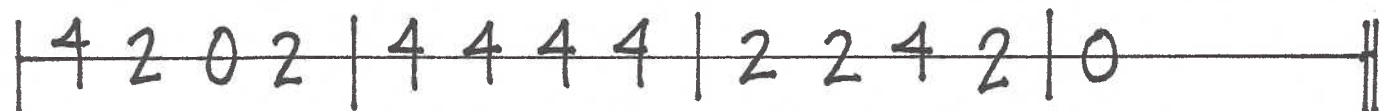
# LET'S PLAY SOME MELODIES

\* Instead of a normal music staff (like they use in piano lessons) we will use tablature. It shows where to fret the notes on the strings. Although it's a great tool to show you where to put your hands, it does not show rhythms or note names.

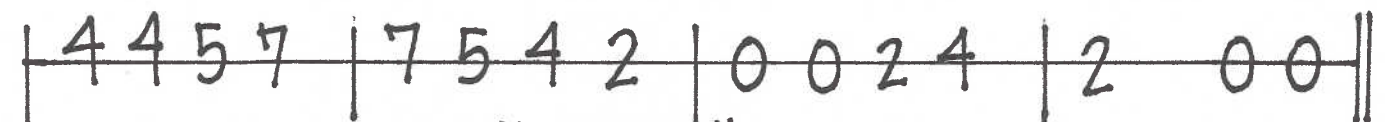
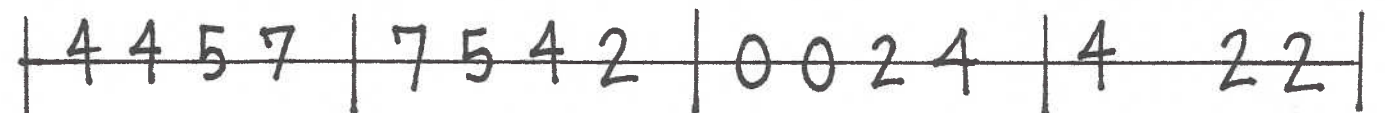
This line represents your first string.



\* A **number** added to this string represents a **fret**. Just press right behind it and pluck the string with your right thumb.



\* Nice! You just played "Mary Had A Little Lamb"! Now try a bit of "Ode to Joy".

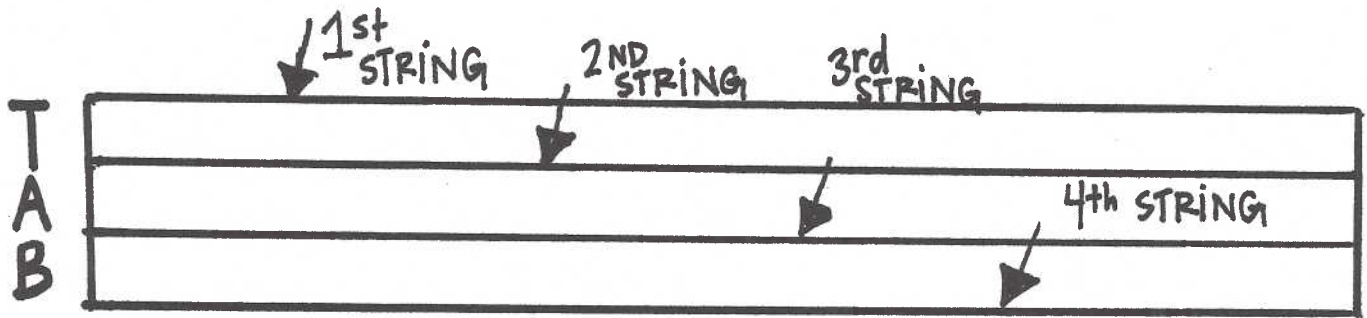


\* Next time we play melodies we will use more than one string.

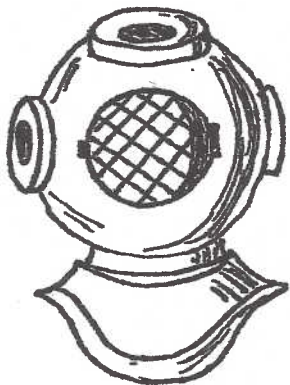
[tinyurl.com/HandbookMelodies](http://tinyurl.com/HandbookMelodies)

# USING TABLATURE TO PLAY MELODIES

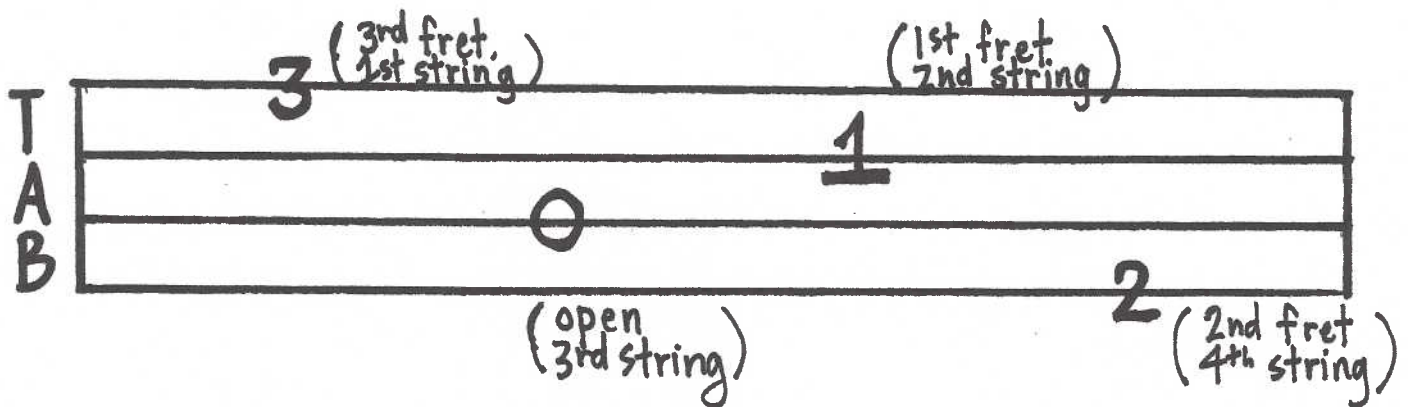
Let's use all four strings and all four lines of the tablature staff.



N. KEIM TAB WORKSHOP



Remember, when you see a number on a line, it indicates the fret number. A "0" on a line means to pluck the string without fretting it





★ [tinyurl.com/HandbookTab](http://tinyurl.com/HandbookTab)

# ★ TWINKLE, TWINKLE LITTLE STAR



# A TISKET, A TASKET



# AURA LEE

by W.W. Fosdick and  
George R. Poulton (1861)

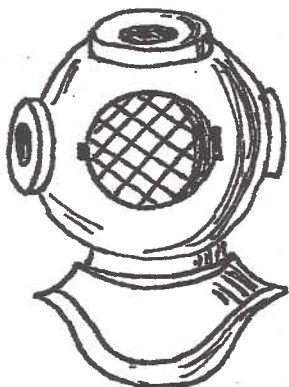
<b>F</b>	<b>G</b>	<b>C</b>	<b>F</b>
T A B	1 0 1	3 2 3	1 0 2 0
	0		1

<b>F</b>	<b>G</b>	<b>C</b>	<b>F</b>
T A B	1 0 1	3 2 3	1 0 2 0
	0		1

<b>F</b>	* <b>A</b>	<b>B<sup>b</sup></b>	<b>A</b>
T A B	0 0 0	0 0 0	3 1 3
			0

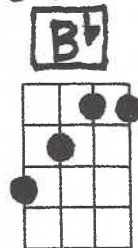
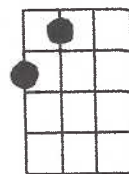
<b>F</b>	<b>G</b>	<b>C</b>	<b>F</b>
T A B	0 0 1 0	3 2 3	1 0 2 0
			1

N. KEIM TAB WORKSHOP



NEED A CHALLENGE? HAVE A FRIEND  
PLAY THE CHORDS WHILE YOU  
PLAY THE TUNE! \***A** **B<sup>b</sup>**

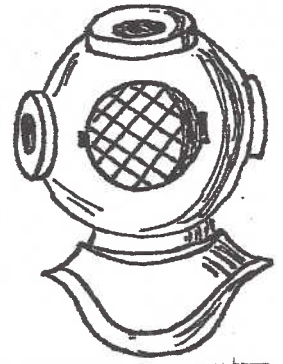
(NEW CHORDS →)



# MOORE MELODIC FUN!

- The melody, lyrics and chords are included so you can make your own arrangement

Teach this one to your friends so you can play it as a round!



\* One person begins playing the melody and when they get to the (\*) in Measure 5, the next person plays from the beginning to create harmony!

NOTE ♪: Measures 2, 6 and 10 have a dotted rhythm of ♪ ♪ ♪ rather than ♪ ♪ ♪  
 (1 and 2) and 3                      1    2    3

## MUSIC ALONE SHALL LIVE TRADITIONAL

T 3    ○ ○ ○    Gm 3. ○ 1    C ○ 2 ○    F 1

A 4

ALL THINGS SHALL PER-ISH FROM UN- DER THE SKY

T 3 3 3    Gm 1. 3 5    C 1 1 1    F ○. 1 3

A B

MU- sic A - LONE SHALL LIVE MU- sic A - LONE SHALL LIVE

T ○ ○ ○    Gm 3. ○ 1    C ○ 2 ○    F 1

A B

MU- sic A - LONE SHALL LIVE NE- VER TO DIE

N. KEIM TAB WORKSHOP